

Dynamix™ Tub and Shower Pressure Balancing Valve

Models DX1-1, DX1-6, DX1-7

Applications

- Hotels & Motels
- Health Clubs
- Spas & Resorts
- Country Clubs

Features

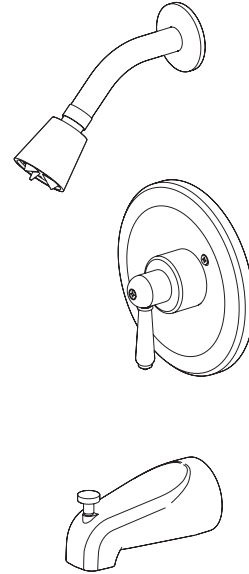
- Brass body with integral supply check stops
- Reliable ceramic disc technology
- Reversible cartridge for back-to-back installation
- Stainless steel pressure balancing piston
- Adjustable temperature limit stop
- 1/2" female NCT or 1/2" male NPT connections

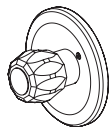


Standards (meets or exceeds)

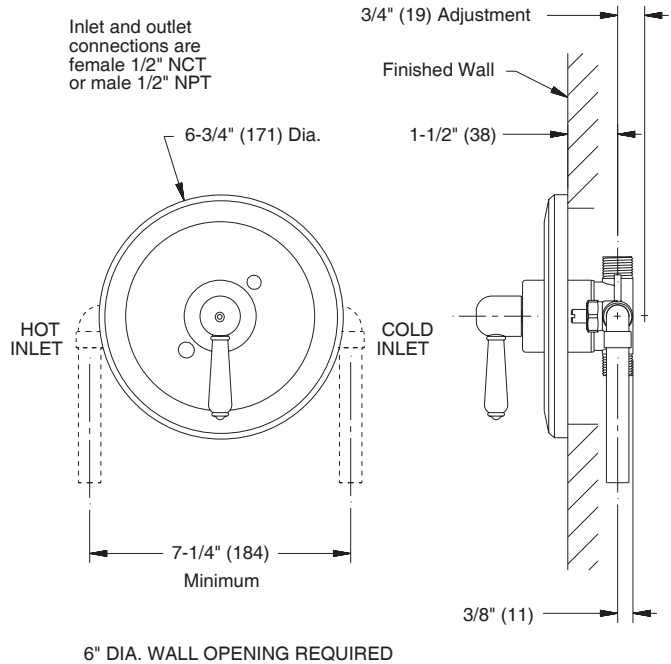
- ASSE 1016
- CSA
- IAPMO/UPC

Sample Specification

Shower valve shall be Bradley Dynamix pressure balancing valve model DX1-6 with brass body, integral checkstops, ceramic disc cartridge reversible for back-to-back installations, and lever handle.



DYNAMIX SHOWER VALVE	
Model	Handle Type
<input type="checkbox"/> DX1-1	Acrylic Handle 
<input type="checkbox"/> DX1-6	Decorative Lever Handle 
<input type="checkbox"/> DX1-7	Decorative Lever Handle & Color Escutcheon 



Rough-in Dimensions

Dimensions in parentheses are millimeters.

Document No. 5500

This information is subject to change without formal notice.
© 2003 Bradley Corporation
8-17-2004 (1 Page Total)



P.O. Box 309, Menomonee Falls, WI 53052-0309
Phone 1-800-BRADLEY FAX 262-251-5817
Web Site: <http://www.bradleycorp.com>