

- Complies with American National Standard Z358.1
- Compact, Concealed Unit
- Chrome-Plated Brass Pipe and Fittings
- Universal Sign and Inspection Tag Included
- Full, One-Year Warranty
- Designed to Mount Between Standard 16" Wall Studs
- Classified by Underwriters Laboratory Inc. to ANSI Z358.1



### Specifications

Unit design saves space and fits easily into any work environment. Especially ideal for areas where space is limited. Eye and eye/face washes operate quickly by pulling swing arm down 90° over sink. Eyewash model (S19-281) has an integral flow control in the shank. Unit is flush-mounted in the wall.

#### Rough-Ins:

S19-281 requires a rough wall opening of 14½"W x 30¼"H x 4"D. S19-291 requires a rough wall opening of 14½"W x 30¼"H x 6"D.



*This plumbing fixture is not intended to dispense water for human consumption through drinking or for preparation of food or beverages.*

### Standard Equipment

#### Wall Cabinet

Wall cabinet is stainless steel. Brass stop-valve, tailpiece, and fittings are concealed behind a locked, hinged door for easy access.

#### Eyewash Sprayhead Assembly – S19-281

Chrome-plated brass sprayhead assembly with twin soft-flow eyewash heads and protective sprayhead covers. The integral flow control assures safe, steady flow under varying water supply conditions from 30–90 PSI.

#### Eye/Face Wash Sprayhead Assembly – S19-291

Twin perforated-disc eye/face wash heads with protective sprayhead covers. Gentle spray bathes eyes and face.

#### Valve

Chrome-plated brass ½" NPT stay-open valve. Water flow is activated by pulling swing arm down 90°. Water will continue to flow until arm is returned to original position.

#### Pipe and Fittings

Chrome-plated brass.

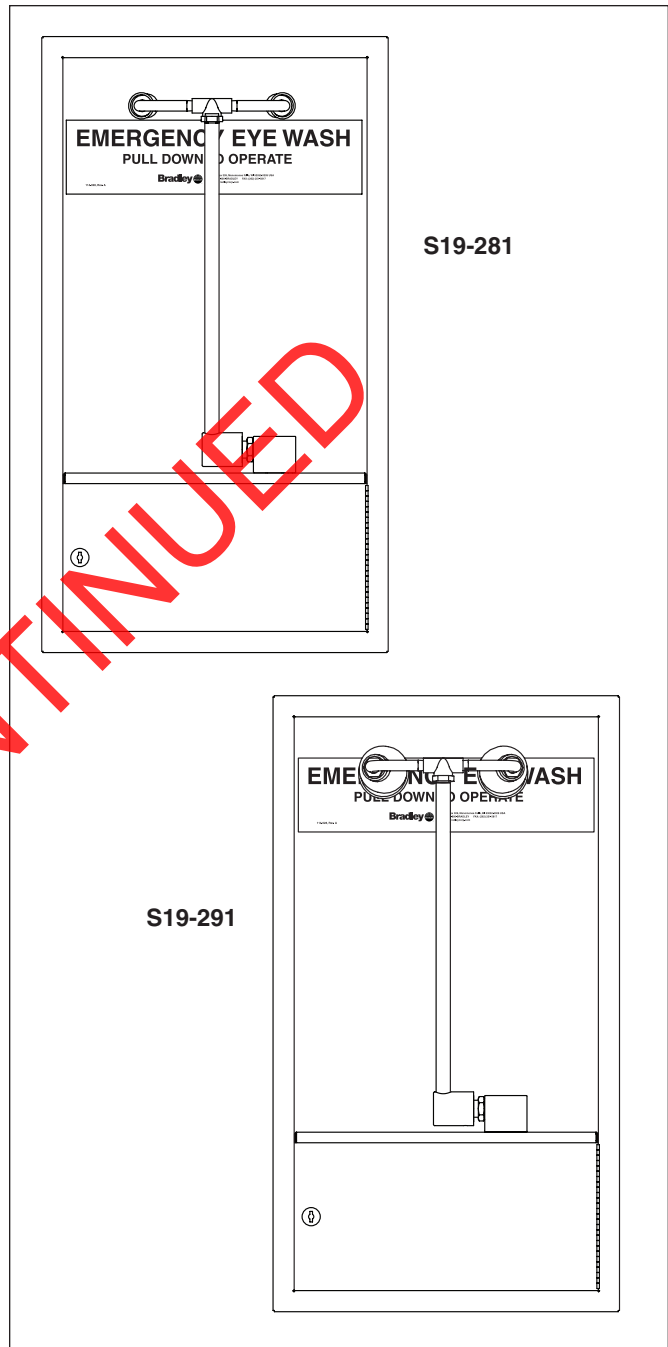
#### Water Supply

½" NPT.

**Recommended Option:**  
 Navigator S19-2000 EFX8  
 Emergency Thermostatic Mixing Valve

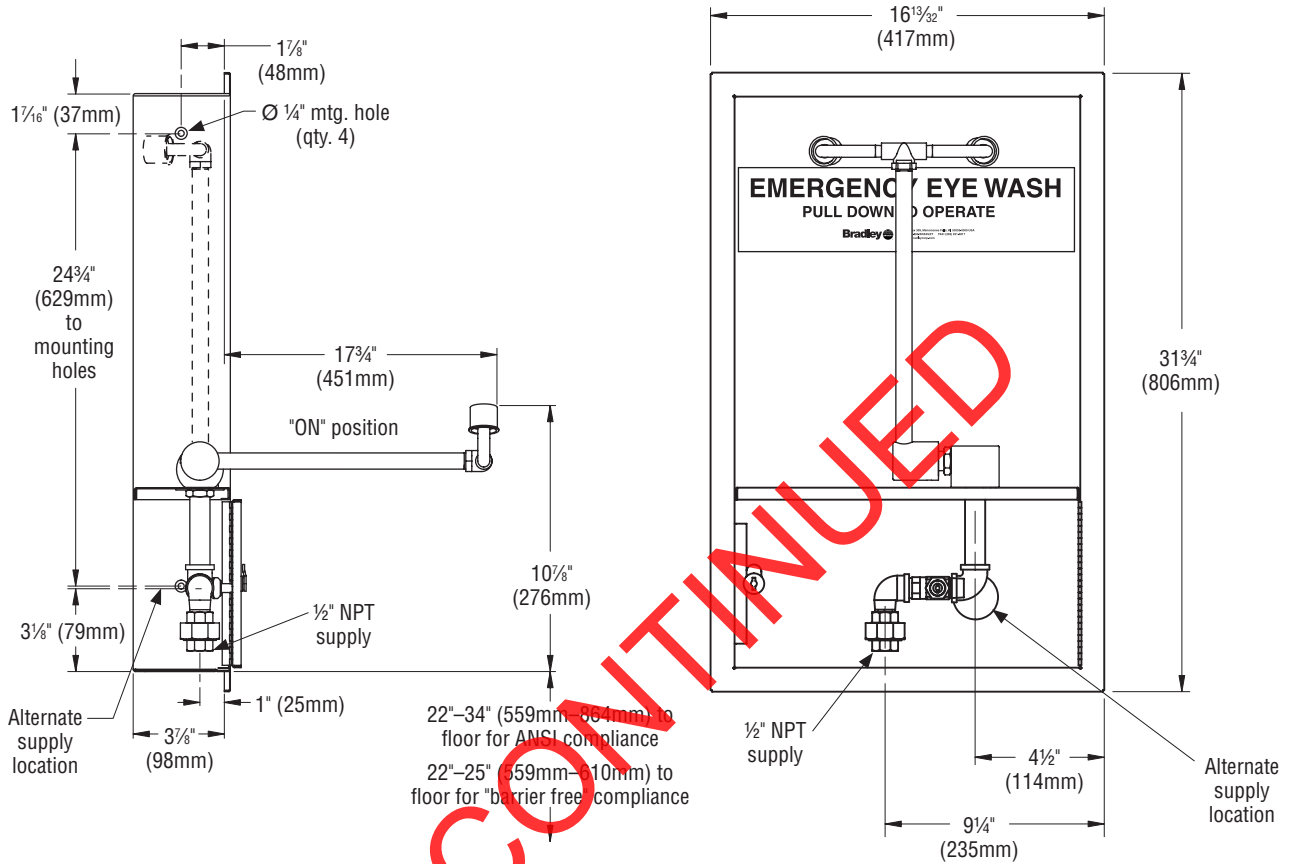
**NAVIGATOR**

Satisfies ANSI Z358.1  
 tepid water requirements.

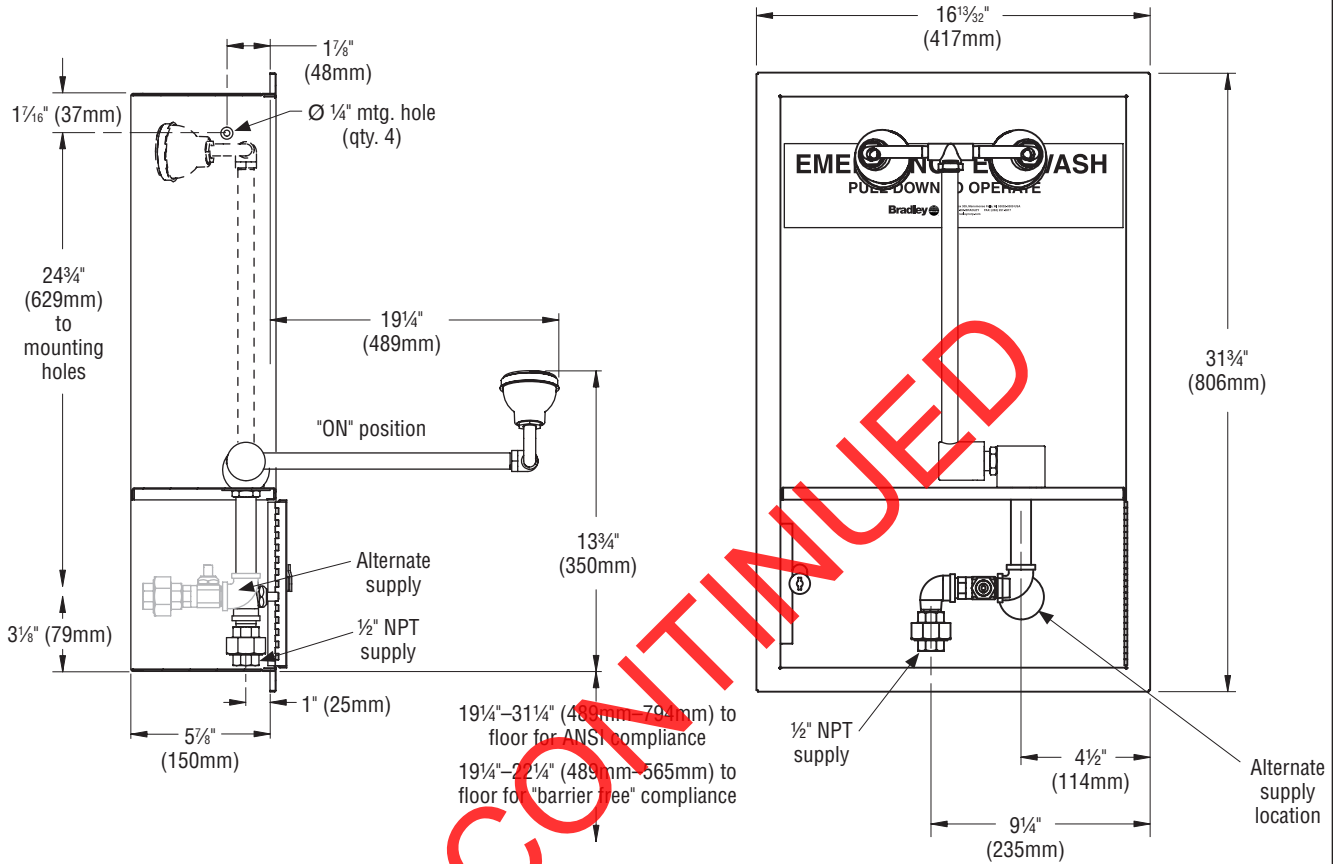


Model	Description
<input type="checkbox"/> S19-281	Barrier-Free Cabinet-Mount Swing-Down Eyewash Unit
<input type="checkbox"/> S19-291	Barrier-Free Cabinet-Mount Swing-Down Eye/Face Wash Unit
<input type="checkbox"/> S19-2000	Navigator EFX8 - Emergency Thermostatic Mixing Valve

**S19-281 Dimensions**



**S19-291 Dimensions**



DISCONTINUED